

SHORELINE MANAGEMENT PLAN REPORTING 2012-13

ENGLAND SUMMARY REPORT

- Over 2600 actions were reported from the 20 English & cross-border SMPs.
- 4% of actions are complete, 42% are currently progressing.
- Nearly a quarter of actions relate to the delivery of Studies, Assessments & Plans, and 20% to Asset Management & Maintenance, 14% to Monitoring activities.
- Where objectives were reported, nearly half were 'Environmental', a third 'Economic', the remainder 'Social' or 'Health & Safety'.
- The anticipated delivery epoch was specified for 80% of actions – of these 83% would complete in 0-20 years, 9% in 20-50 years, and 7% in 50-100 years.
- 23 Minor changes to SMPs and 1 Major Change (Policy) were reported.

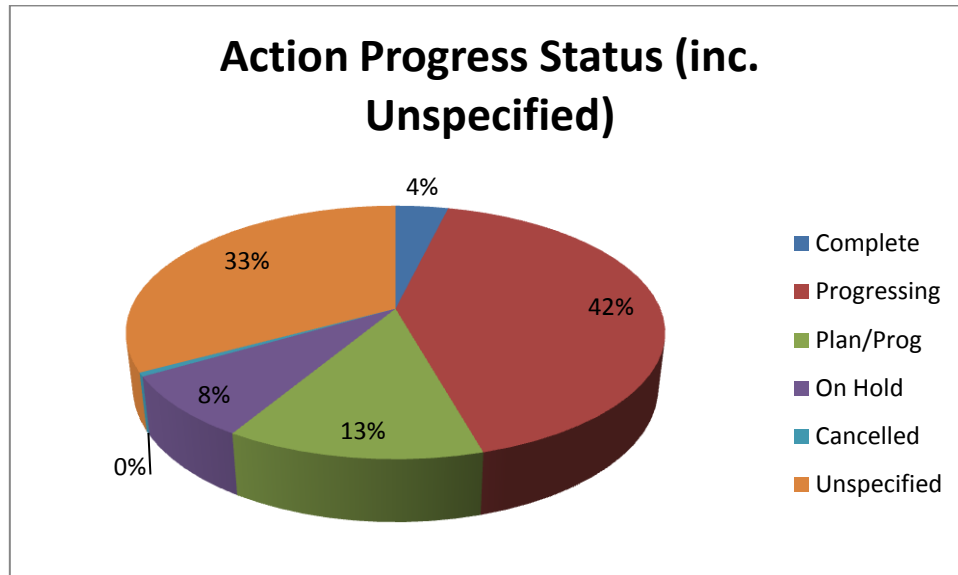
Background

- Environment Agency has worked with Coastal Groups and Coastal Authorities to draw together a national picture of SMP progress and change
- Nationally – contributes towards required reporting under Sec. 18 of FWMA and lays the groundwork from reporting required under EU Floods Directive
- Locally – an opportunity to reflect on how well SMPs are being implemented; identify successes and pace of progress
- Achieved through the completion of spreadsheets detailing progress against each Action in each of the 20 English and cross-border SMPs

Results

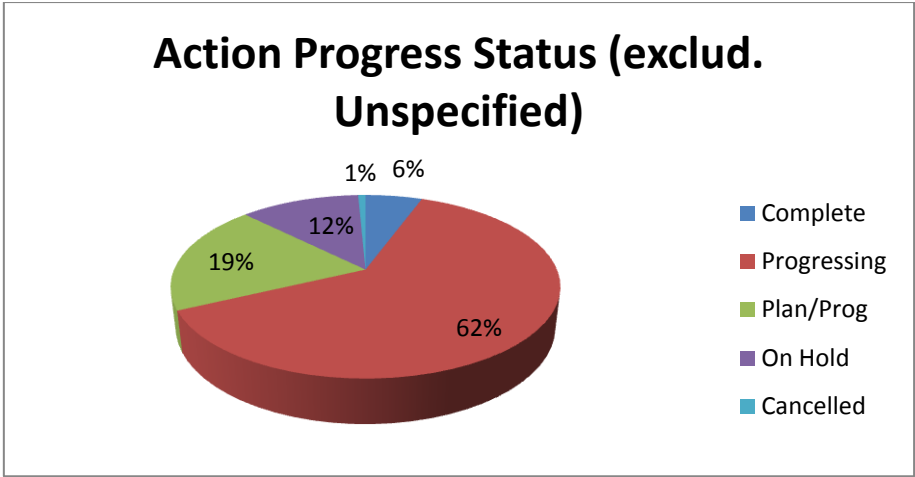
1) Action Progress Status

A total of 2672 current Actions were reported for the 20 English & cross-border SMP2's. The Progress Status of these actions is shown below.

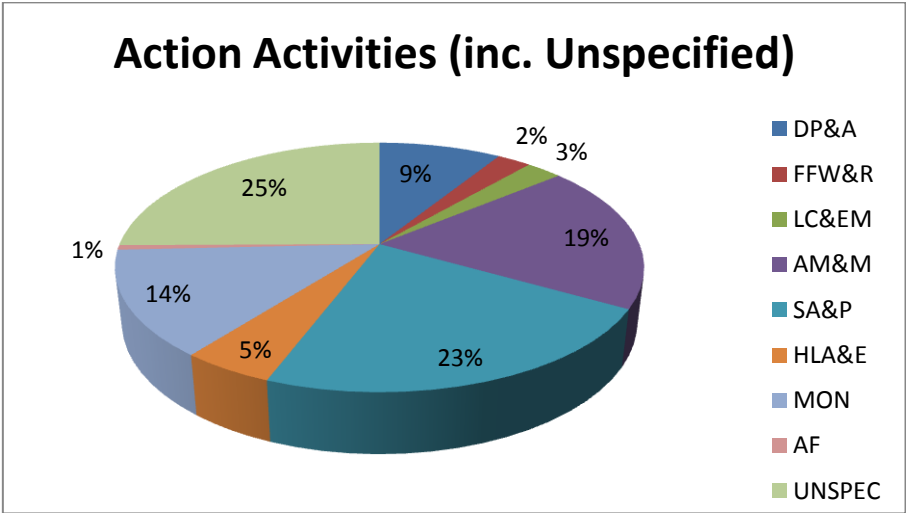


Total Actions reported:	2672
Of which:	
Complete :	101
Progressing:	1118
Planned/Programmed:	348
On Hold:	213
Cancelled:	13
Unspecified:	879

The pie chart below excludes the 33% of returns that were unspecified.

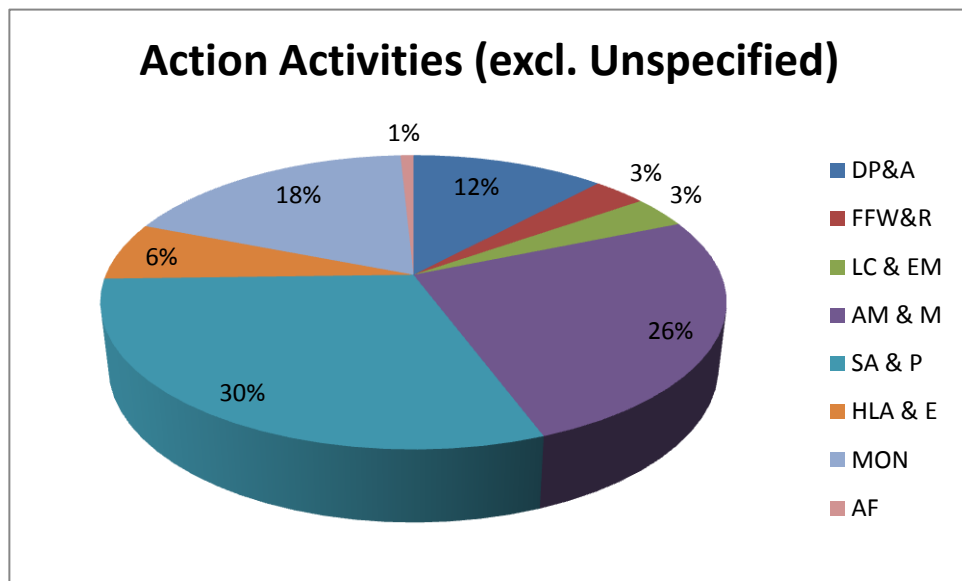


2) Action Activities



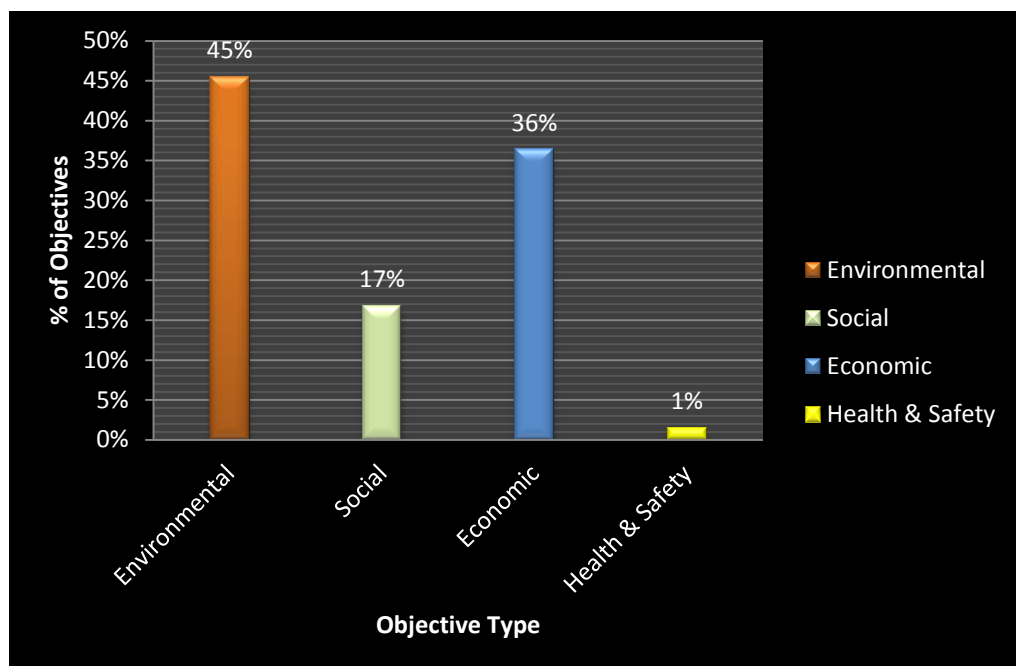
Total Activities reported:	2672
Of which:	
Development Planning & Adaptation (DP&A)	239
Flood Forecasting Warning & Response (FFW&R)	66
Land Cultural & Environment Management (LC&EM)	70
Asset Management & Maintenance (AM&M)	512
Studies Assessment & Plans (SA&P)	605
High Level Awareness & Engagement (HLA&E)	128
Monitoring (MON)	365
Alternative Funding (AF)	16
Unspecified (UNSPEC)	672

The pie chart below excludes the 25% of returns that were unspecified:



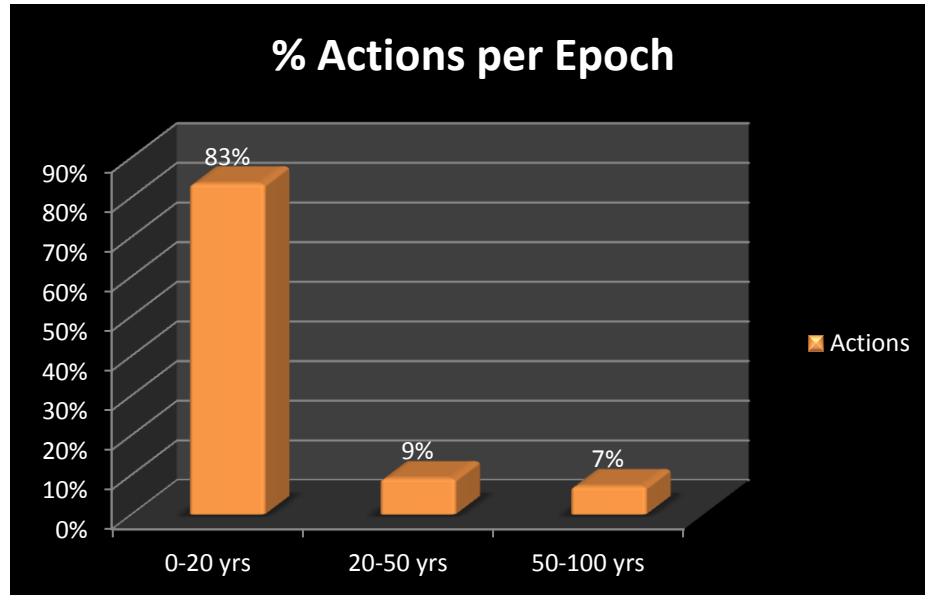
3) Action Objectives

Of the 2672 total Actions reported, approximately half (1334) were further defined their overall Objective - Environmental (606), Social (223), Economic (485) and Health & Safety (20):



4) Action Delivery Epoch

2111 (79%) of the 2672 Action reported were also linked to anticipated Delivery Epochs: 0-20 years Short (1761), 20-50 years Medium (191) and 50-100 years Long (149).



5) SMP Changes

23 Minor changes were reported, from 2 SMPs, nil moderate changes, and 1 major change in another SMP of a Policy Unit in the 0-20 years Epoch from HTL (Hold The Line) to MR (Managed Realignment) due to the finding from a Strategy Plan/Scheme Feasibility Study.

The 23 Minor changes occurred due to the following reasons:

Research:	2
Strategy Plan/Scheme Feasibility Study:	7
Correction/Clarification:	3
Organisational Change:	6
Work Programmed:	5